

RF685 XML 与第三方通信测试

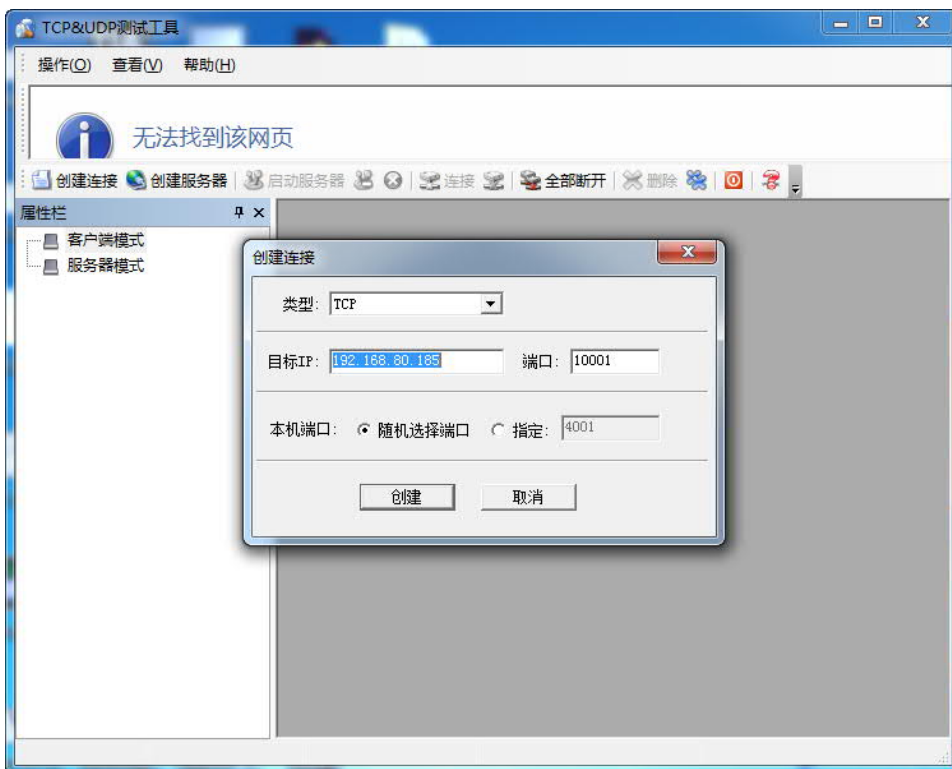
RF685R: GT2811-6CA10-2AA0

TCP&UDP 测试工具

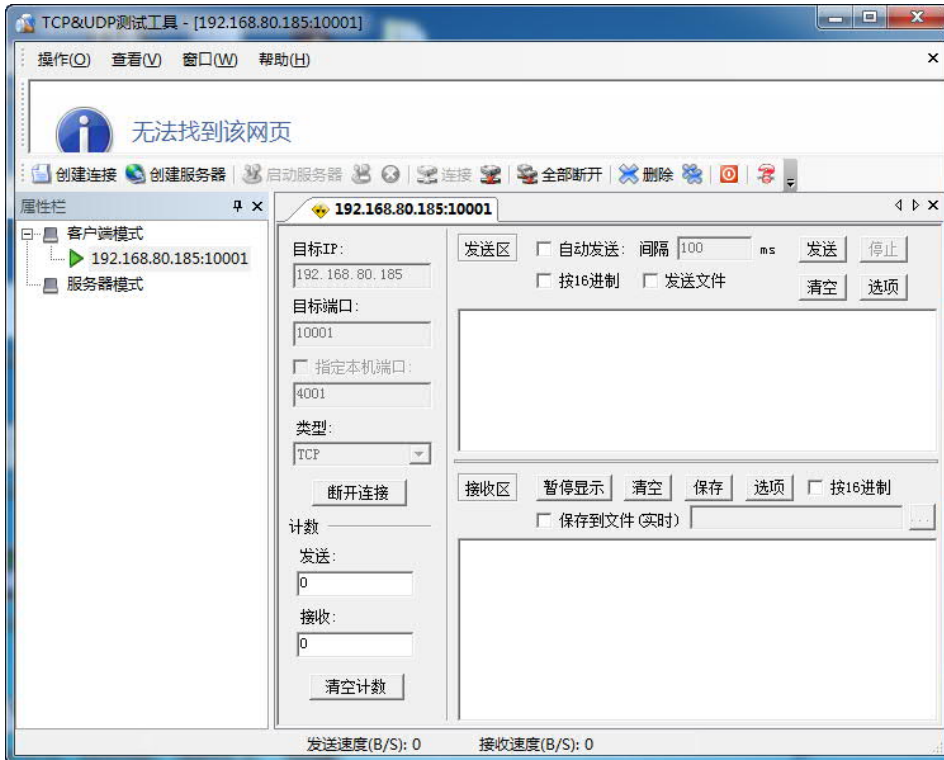
Python 3.8.3

使用 TCP&UDP 通信:

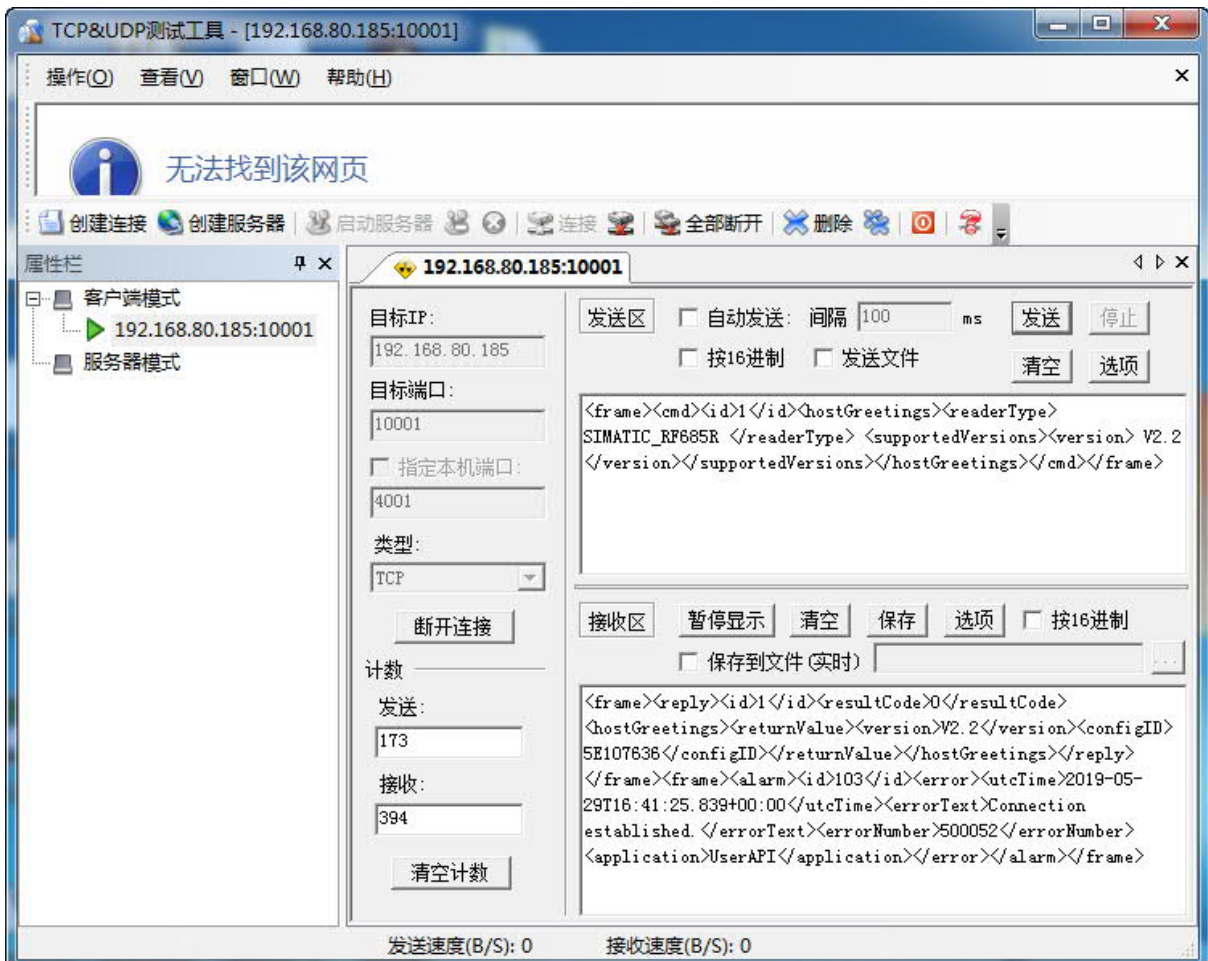
1. 输入 IP 和端口号



2. 显示连接状态



3. 与阅读器的所有通信都从“hostGreetings”命令开始。HostGreetings



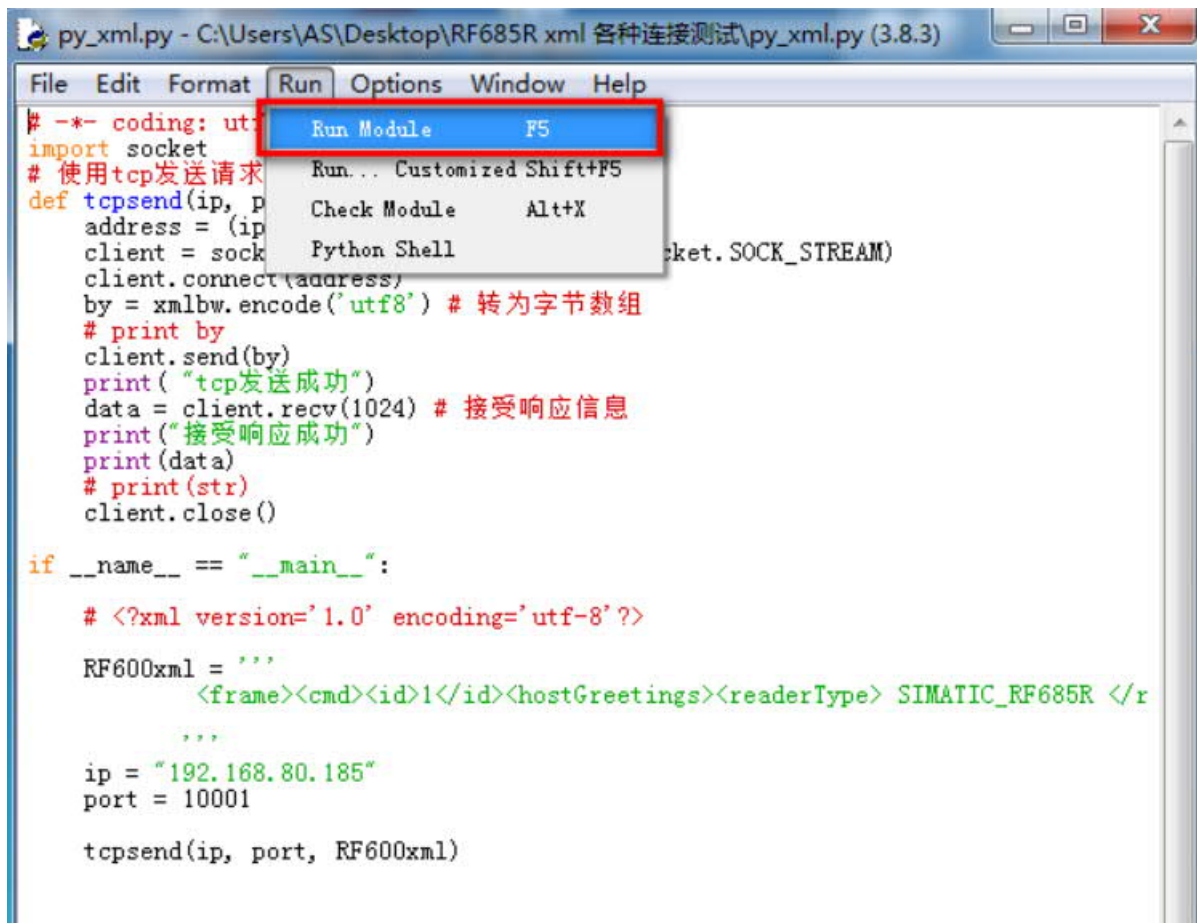
Unrestricted

4. 与阅读器的所有通信都以“hostGoodbye”命令结束。HostGoodbye



Python 测试:

1.建立连接并发送“hostGreetings”命令:

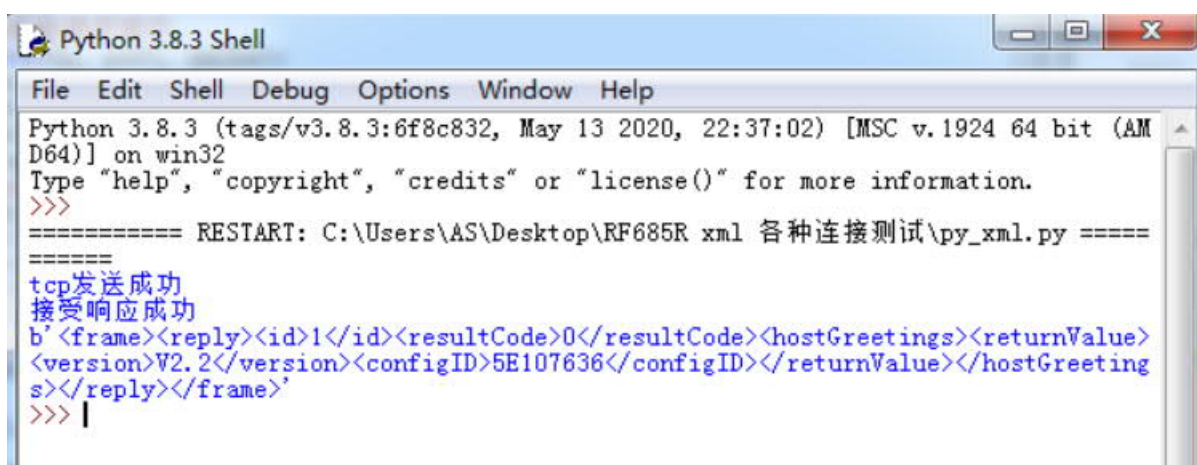


```
py_xml.py - C:\Users\AS\Desktop\RF685R xml 各种连接测试\py_xml.py (3.8.3)
File Edit Format Run Options Window Help
# -*- coding: utf-8 -*-
import socket
# 使用tcp发送请求
def tcpsend(ip, port):
    address = (ip, port)
    client = socket.socket(socket.AF_INET, socket.SOCK_STREAM)
    client.connect(address)
    by = xmlbw.encode('utf8') # 转为字节数组
    # print by
    client.send(by)
    print("tcp发送成功")
    data = client.recv(1024) # 接受响应信息
    print("接受响应成功")
    print(data)
    # print(str)
    client.close()

if __name__ == "__main__":
    # <?xml version='1.0' encoding='utf-8' ?>
    RF600xml = '''
        <frame><cmd><id>1</id><hostGreetings><readerType> SIMATIC_RF685R </r
        ...
    ip = "192.168.80.185"
    port = 10001

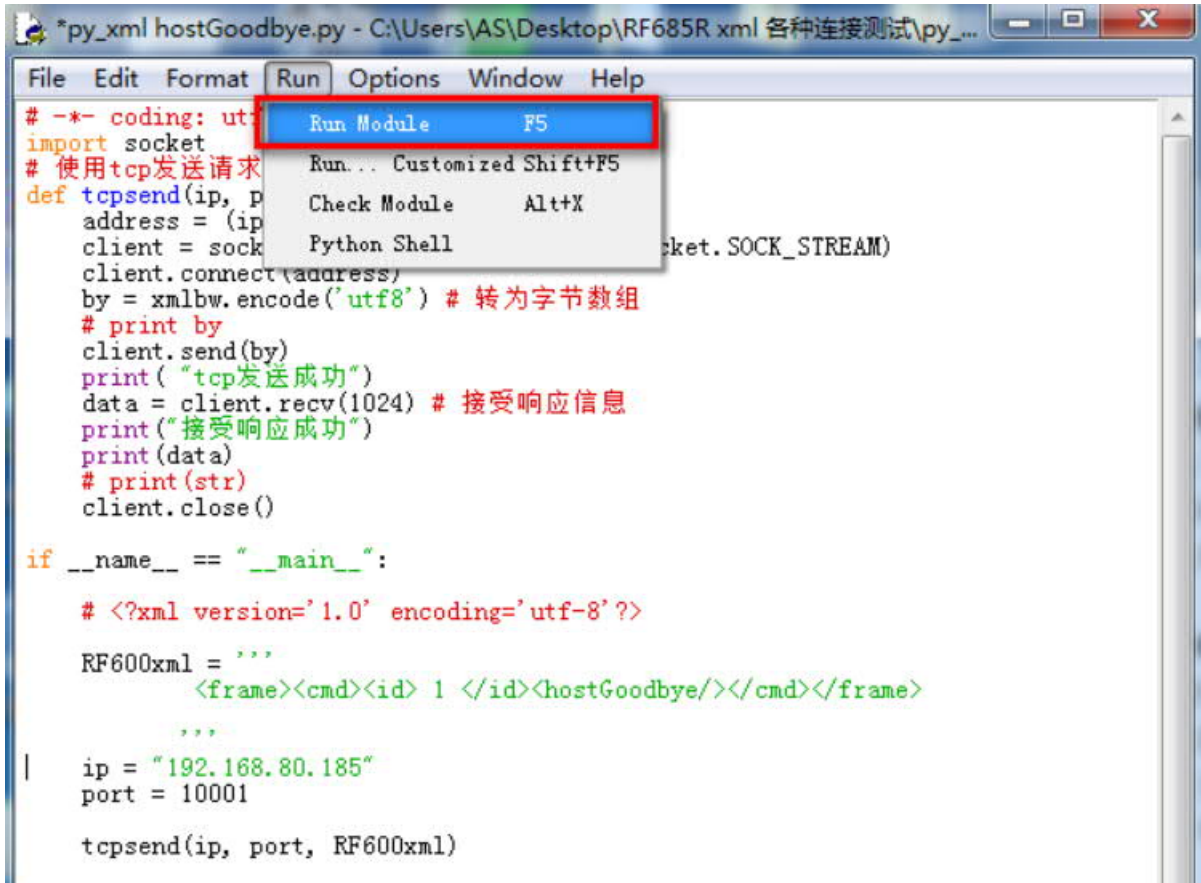
    tcpsend(ip, port, RF600xml)
```

2.



```
Python 3.8.3 Shell
File Edit Shell Debug Options Window Help
Python 3.8.3 (tags/v3.8.3:6f8c832, May 13 2020, 22:37:02) [MSC v.1924 64 bit (AMD64)] on win32
Type "help", "copyright", "credits" or "license()" for more information.
>>>
===== RESTART: C:\Users\AS\Desktop\RF685R xml 各种连接测试\py_xml.py =====
=====
tcp发送成功
接受响应成功
b'<frame><reply><id>1</id><resultCode>0</resultCode><hostGreetings><returnValue>
<version>V2.2</version><configID>5E107636</configID></returnValue></hostGreetings>
</reply></frame>'
>>> |
```

3. 建立连接并发送“hostGoodbye”命令:



```
# -*- coding: utf-8 -*-
import socket
# 使用tcp发送请求
def tcpsend(ip, port):
    address = (ip, port)
    client = socket.socket(socket.AF_INET, socket.SOCK_STREAM)
    client.connect(address)
    by = xmlbw.encode('utf8') # 转为字节数组
    # print by
    client.send(by)
    print("tcp发送成功")
    data = client.recv(1024) # 接受响应信息
    print("接受响应成功")
    print(data)
    # print(str)
    client.close()

if __name__ == "__main__":
    # <?xml version='1.0' encoding='utf-8' ?>
    RF600xml = '''
        <frame><cmd><id> 1 </id><hostGoodbye/></cmd></frame>
    '''
    ip = "192.168.80.185"
    port = 10001
    tcpsend(ip, port, RF600xml)
```

4.



```
Python 3.8.3 Shell
File Edit Shell Debug Options Window Help
Python 3.8.3 (tags/v3.8.3:6f8c832, May 13 2020, 22:37:02) [MSC v.1924 64 bit (AMD64)] on win32
Type "help", "copyright", "credits" or "license()" for more information.
>>>
===== RESTART: C:\Users\AS\Desktop\RF685R xml 各种连接测试\py_xml hostGoodbye.py
=====
tcp发送成功
接受响应成功
b'<frame><reply><id>1</id><resultCode>0</resultCode><hostGoodbye/></reply></frame>'
>>> |
```

